






# SPaG: Joining Words and Clauses using **and**

<p><b>Aim:</b> Be able to join words and clauses using <b>and</b>.</p> <p>I can use <b>and</b> to join ideas in my writing.</p>	<p><b>Prior Learning:</b> It would be helpful if the children are able to read and write simple sentences.</p>	<p><b>Resources:</b> <b>Lesson Pack</b> Whiteboards and Pens (optional)</p>
<p><b>Success Criteria:</b> I can join words and parts of a sentence using <b>and</b>. I can join two sentences using <b>and</b>. I can use <b>and</b> to write a longer sentence of my own.</p>	<p><b>Key/New Words:</b> Word, clause, sentence, <b>and</b>.</p>	<p><b>Preparation:</b> Differentiated <b>Party Time Activity Sheet</b> - 1 per child <b>And Card</b> -1 per child (if using) Differentiated <b>Theo's Party Activity Sheet</b> - 1 per child <b>Party Fun Activity Sheet</b> - 1 per pair <b>Application Activity</b> - 1 per child as required</p>

	<p><b>Introductory Activity: A Useful Little Word</b> Read the questions and answers to the children and ask them to discuss what word could be used to join the answers. Introduce <b>and</b> on the next slide and ask children to work together to think of their own answer to the question using <b>and</b>. (They could write these on whiteboards). Read the information about joining sentences and give children time to have a go at joining the sentences on the <b>Lesson Presentation</b>. Feedback and discuss. Address any misconceptions.</p>
	<p><b>Independent Focused Activity: Party Time</b> Children complete the differentiated <b>Party Time Activity Sheet</b>. Check children can use <b>and</b> to join the words and parts of sentences correctly and maintain the sense of the sentence.</p>
	<p><b>Review Activity: Joining using and</b> Introduce the idea of joining two separate sentences into one using <b>and</b>. Ask the children to hold up and call out <b>and</b> in the correct place to join together the two sentences on the <b>Lesson Presentation</b> slides. (Use the <b>And Cards</b> or ask children to write <b>and</b> on their whiteboards to do this.)</p>
	<p><b>Consolidation Activity: Theo's Party</b> Children complete the differentiated <b>Theo's Party Activity Sheet</b>. Look for children who can confidently link the two separate sentences to write one complete sentence with two clauses.</p>
	<p><b>Assessment Activity: Party Fun</b> Children work in pairs using the <b>Party Fun Activity Sheet</b>. They cut out the cards and stick them onto large sheets of paper writing in <b>and</b> where appropriate to join the words and clauses. The children complete the <b>Application Activity</b> as required. Can children use <b>and</b> to write their own longer sentences joining their ideas sensibly?</p>